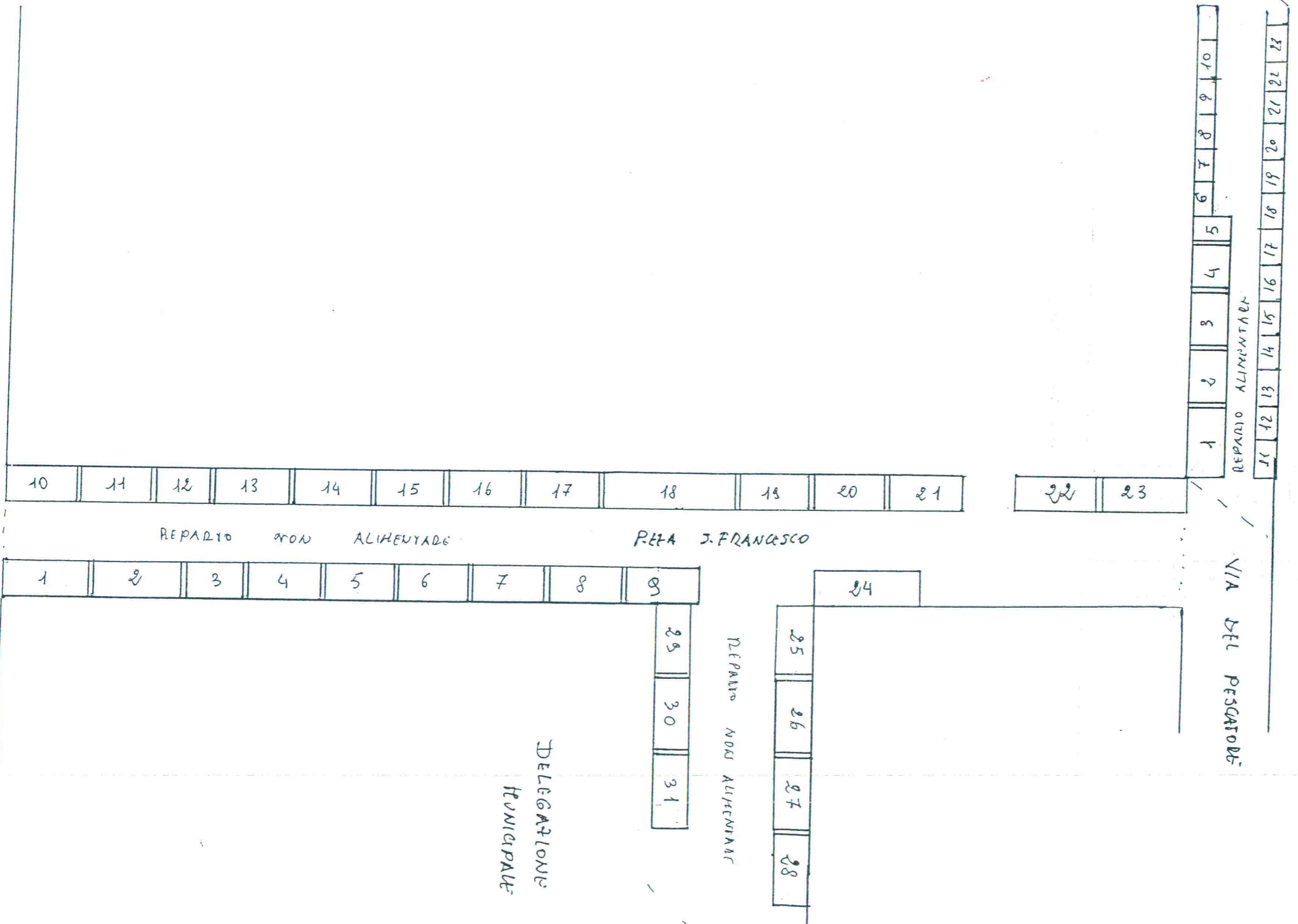


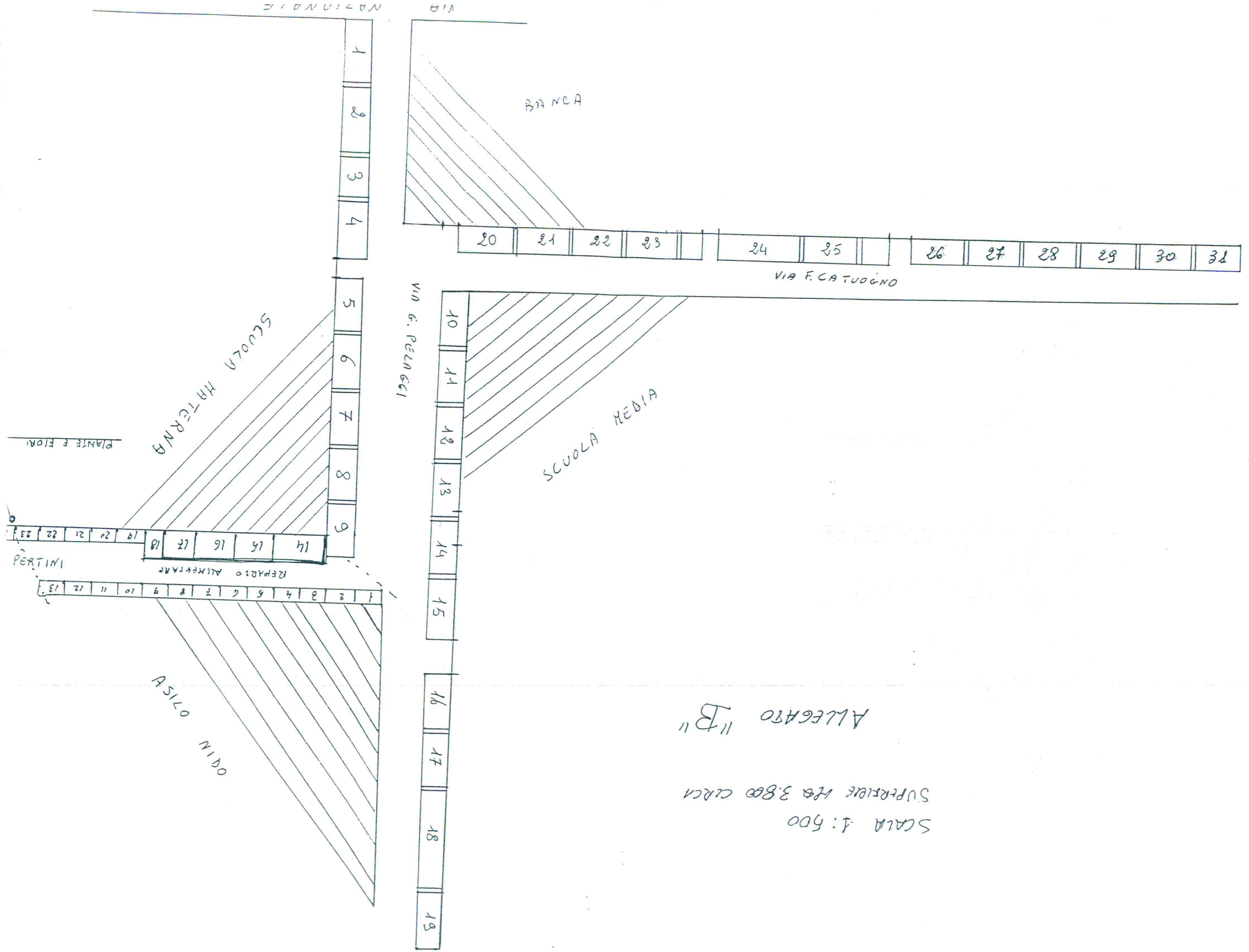
SCALA 1:500  
 SUPPLEMENT N. 3.000 GEN  
 ALLEGATO "A"

VIA NATIONALE



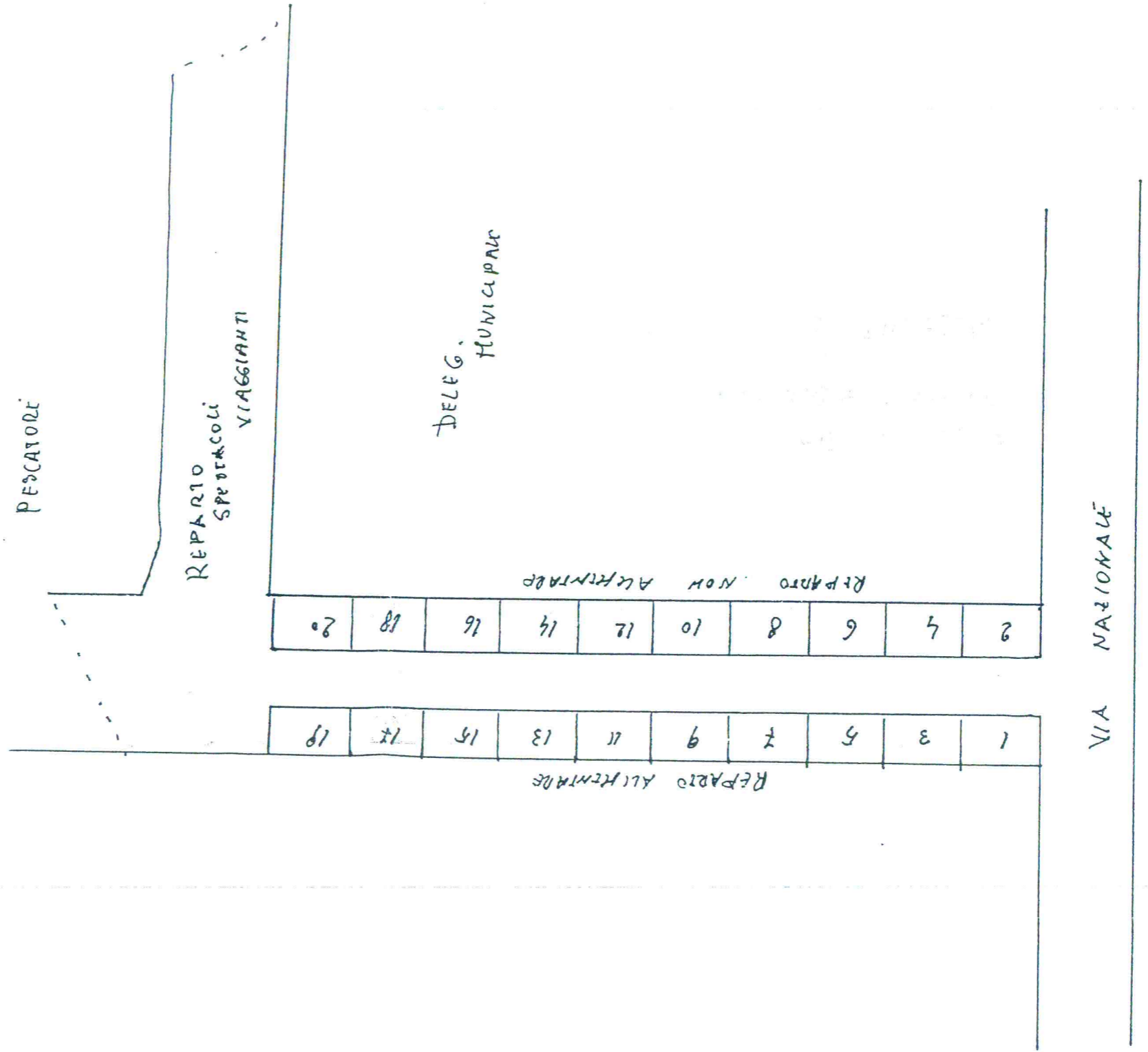
VIA DEL PESCATORE

DEPARTO NON ALIMENTARI P.zza J. FRANCESCO DEPARTO ALIMENTARI



SCALA 1:500  
 SUPERFICIE HA 3.800 CIRCA  
 ALLEGATO "B"

SCALA 1:500  
 SURTRICIE HOF 500 GARA  
 ALLEGATO "C"



REPARTO ALTERNATIVE

|   |   |   |   |   |   |   |   |   |    |
|---|---|---|---|---|---|---|---|---|----|
| 1 | 2 | 3 | 4 | 5 | 6 | 7 | 8 | 9 | 10 |
|---|---|---|---|---|---|---|---|---|----|

REPARTO NON ALTERNATIVE

|    |    |    |    |    |    |    |    |    |    |
|----|----|----|----|----|----|----|----|----|----|
| 11 | 12 | 13 | 14 | 15 | 16 | 17 | 18 | 19 | 20 |
|----|----|----|----|----|----|----|----|----|----|

PESCATORI  
 REPARTO SPORACOLI VIAGGIANTI  
 DELEG. MUNICIPALE

VIA NAZIONALE

P.LIA S. FRANCESCO

ALLEGATO "D"

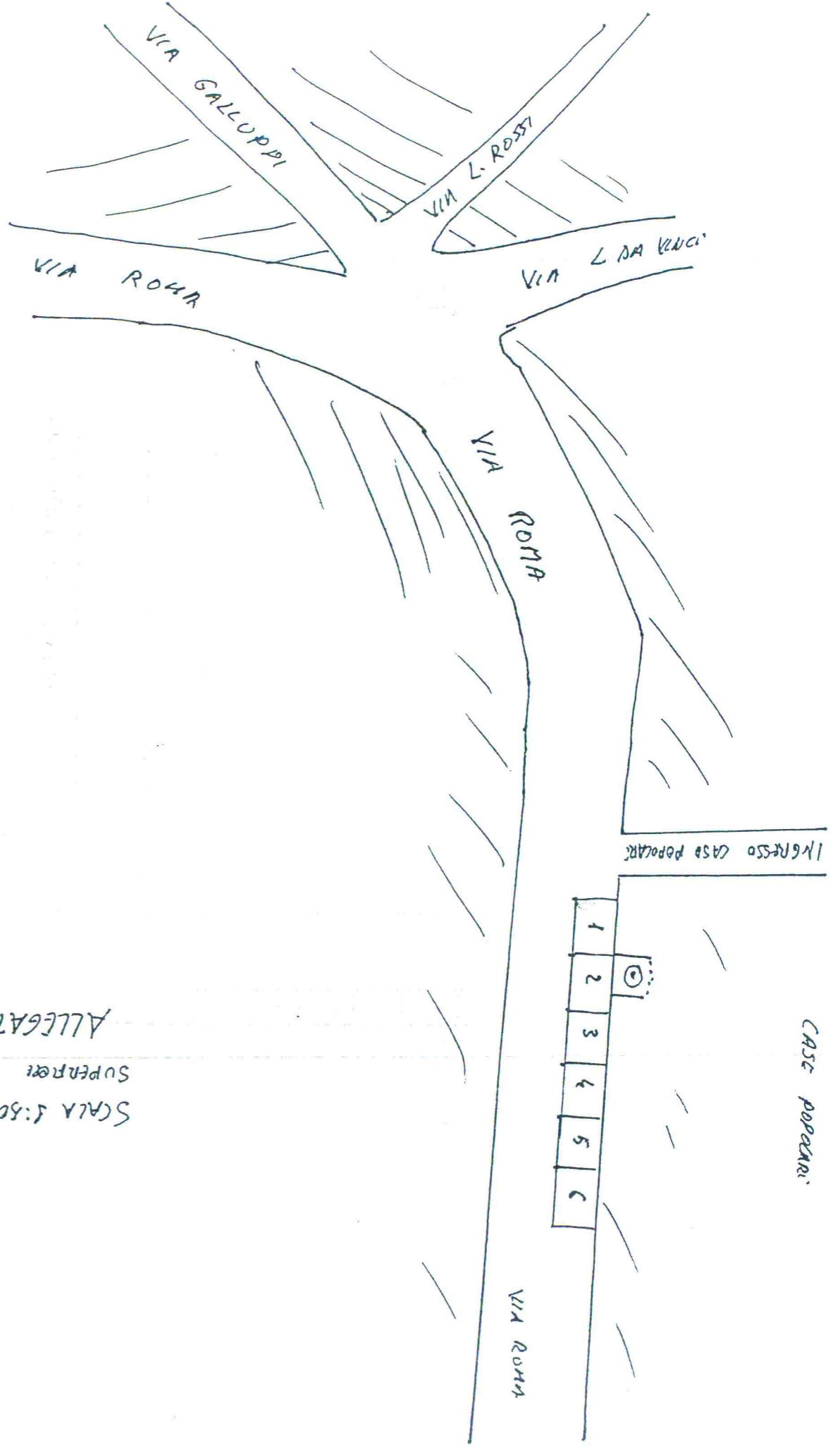
SUPERFICIE HA 900,00 CIRCA

SCALA 1:500

VIA DEL PESCATORE

|    |    |    |    |    |    |    |    |   |   |   |   |   |   |   |   |   |
|----|----|----|----|----|----|----|----|---|---|---|---|---|---|---|---|---|
| 17 | 16 | 15 | 14 | 13 | 12 | 11 | 10 | 9 | 8 | 7 | 6 | 5 | 4 | 3 | 2 | 1 |
|----|----|----|----|----|----|----|----|---|---|---|---|---|---|---|---|---|

ALLEGATO "B"  
SUPERFICIE HA 300  
SCALA 1:500



CASA POPOLARE

INGRESSO CASA POPOLARE

VIA ROMA

VIA ROMA

VIA ROMA

VIA GALLOPPI

VIA L. ROSSI

VIA L. DA VINCI